

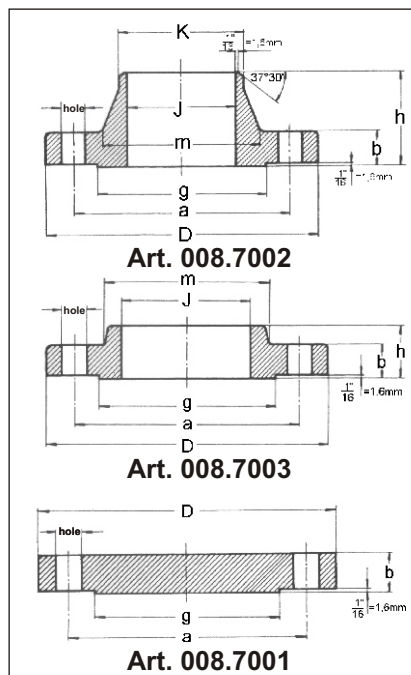
FLANGES

ANSI 150 lb. WELDING NECK SLIP-ON AND BLANK FLANGES

Art. 008.7002 WELDING NECK (ASA B 16.5)

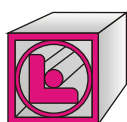
Art. 008.7003 SLIP-ON (ASA B 16.5)

Art. 008.7001 BLANK (ASA B 16.5)



Execution: ASTM A105 steel - inside, outside and on welding relief turned (Welding neck) - drilled as table - phonographic lined sealing relief.

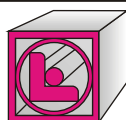
Diameters: 1/2" ÷ 42"



G.OGRINC
katalog strojne
instalacije

Dimensions and weights

Ø	Outside diameter thickness			DRILLING				WELDING NECK			SLIP-ON		BLANK		
	D	b	g	Center line a	Holes n°	Ř holes	m	K	J	h	Weight kg	J	h	Weight kg	Weight kg
1/2"	88.9	11.1	34.9	60.3	4	15.9	30.2	21.3	15.7	47.6	0.5	22.3	15.9	0.4	0.4
3/4"	98.4	12.7	42.9	69.8	4	15.9	38.1	26.7	20.8	52.4	0.7	27.7	15.9	0.7	0.7
1"	107.9	14.3	50.8	79.4	4	15.9	49.2	33.5	26.7	55.6	1.1	34.5	17.5	0.8	0.9
1 1/4"	117.5	15.9	63.5	88.9	4	15.9	58.8	42.2	35.1	57.1	1.5	43.2	20.6	1.1	1.3
1 1/2"	127.0	17.5	73.0	98.4	4	15.9	65.1	48.3	40.9	61.9	1.8	49.5	22.2	1.4	1.6
2"	152.4	19.0	92.1	120.6	4	19.0	77.8	60.4	52.6	63.5	2.7	62.0	25.4	2.2	2.6
2 1/2"	177.8	22.2	104.8	139.7	4	19.0	90.5	73.1	62.7	69.8	4.4	74.7	28.6	3.6	4.1
3"	190.5	23.8	127.0	152.4	4	19.0	107.9	88.9	78.0	69.8	5.2	90.7	30.2	4.1	5.0
4"	228.6	23.8	157.2	190.5	8	19.0	134.9	114.3	102.4	76.2	7.5	116.1	33.3	5.6	7.1
5"	254.0	23.8	185.7	215.9	8	22.2	163.5	141.2	128.3	88.9	9.2	143.8	36.5	6.3	9.0
6"	279.4	25.4	215.9	241.3	8	22.2	192.1	168.4	154.2	88.9	11.0	170.7	39.7	7.5	11.8
8"	342.9	28.6	269.9	298.4	8	22.2	246.1	219.1	202.7	101.6	18.3	221.5	44.4	12.6	21.0
10"	406.4	30.2	323.8	361.9	12	25.4	304.8	273.0	254.5	101.6	25.0	276.3	49.2	18.5	30.0
12"	482.6	31.7	381.0	431.8	12	25.4	365.1	323.8	304.8	114.3	39.0	327.1	55.6	28.0	45.0
14"	533.4	34.9	412.7	476.2	12	28.6	400.0	355.6	336.5	127.0	51.0	359.1	57.1	36.0	59.0
16"	596.9	36.5	469.9	539.7	16	28.6	457.2	406.4	387.3	127.0	60.0	410.5	63.5	46.0	79.0
18"	635.0	39.7	533.4	577.8	16	31.7	504.8	457.2	438.1	139.7	71.0	461.8	68.3	50.0	97.0
20"	698.5	42.9	584.2	635.0	20	31.7	558.8	508.0	488.9	144.5	88.0	513.1	73.0	64.0	124
22"	749.3	46.0	641.2	692.1	20	34.9	609.6	558.8	539.7	149.2	102	564.4	79.4	72.0	151
24"	812.8	47.6	692.1	749.3	20	34.9	663.6	609.6	590.5	152.4	119	615.9	82.5	95.0	188
26"	869.9	50.8	742.9	806.4	24	34.9	723.9	660.4	*	127.0	119	666.7	85.5	107	226
30"	984.2	54.0	857.2	914.4	28	34.9	831.8	762.0	*	130.2	153	768.3	88.9	138	309
34"	1111.2	58.8	958.8	1028.7	32	41.3	911.2	865.1	*	150.8	212	869.9	150.8	184	425
36"	1168.4	60.3	1022.3	1085.8	32	41.3	966.8	915.9	*	161.9	242	920.7	161.9	211	485
42"	1346.2	66.7	1193.8	1257.3	36	41.3	1131.9	1068.3	*	193.7	358	1073.1	193.7	313	716



G.OGRINC d.o.o.

Tel.01 361 50 44, Fax.01 361 16 00, e-pošta.gogrinc@siol.net, splet.www.gogrinc.si

*On customer specification. 